



SB 411

.J6







ROSES
AND
ROSE CULTURE

WITH COLORED PLATES.



29969X

By
Thomas B.
Jenkins

STECHER LITHOGRAPHIC CO.,
ROCHESTER, N. Y.
COPYRIGHTED 1892.

10-1

SB 411
26

Roses and Rose Culture.

This little handbook is simply intended as an aid in selecting a few of the many varieties of this queen of flowers, and to give a few brief and plain directions in their cultivation and management so that lovers of this superb flower may be successful with a few rather than fail with many.

Roses are cultivated for their bloom, and to have this in abundance your plants or bushes must grow, for if your plants make no growth there is sure to be no flowers; so that the foundation of this success is to have good soil in good condition, if not so naturally, it must be made so by artificial means. The next requisite is good strong plants, properly planted and kept clean and free from insect pests with, where needed, protection in the winter.

Roses will grow in any ordinary garden soil that is free from standing water and that has plenty of sunlight, and better if some protection from bleak and cutting winds, but to do well the soil should be such as would produce a good crop of Indian corn. (Roses are partial to a dry loam.) It is true that where a few plants are scattered on the lawn this cannot always be had but where cultivated in a bed or border this can readily be secured and is by far the most satisfactory way to cultivate roses, for then the ground can be specially prepared for them and if attacked by insect enemies more easily kept in check.

Nearly all the varieties are now grown on their own roots, from cuttings, and it is only with the more feeble growers that there is any necessity for budding them on the Manetta.

Planting.—Those that have been grown out of pots had best be planted while in a dormant condition, either in the autumn and protected during the first winter, or early in spring before growth commences. If plants are in pots they can be transferred to the garden at any season, but this is best performed early in the spring when the weather has become settled. In planting see that the earth is mellow and fine and firmly pressed against every root, and closely pressed around the stem so as to exclude the air from the roots.

Pruning.—This is one of the very important features in connection with successful rose culture, and no matter how many directions are given or how plainly they are written, some mistakes will be made, and it is only by a little practical experience that this may be avoided. Briefly, then, all roses in a dormant condition should be pruned, severely, at planting. It is folly to set out roses leaving on all the last season's growth, for the plants having lost a portion of their roots will be in no condition to thrive, and what little growth is made will be sickly and weak. The shock of removal, which is unavoidable, must be met by severe cutting back of the shoots and in some cases the entire shoot or branch removed. Pruning afterwards may be performed in the autumn or early in the spring. We prefer the latter if done before the buds begin to start or the sap begins to flow, and this one rule will generally be safe to follow. Try to have each plant symmetrical and well-shaped. Those of a more delicate habit require severer pruning, while the strong, robust growers will only require to have the shoots shortened and some few thinned out. If the strong, robust growers are severely pruned a strong growth follows at the expense of bloom. In addition to the spring pruning it is desirable to prune the Hybrid Perpetuals at the close of blooming in June to induce the formation of flower buds through the season. It is advisable to remove the flowers as soon as they begin to fade; it weakens the plant to allow it to produce seed.

Manuring Roses.—Is very necessary, for we have said "without growth you will have no flowers," but see that that which is thoroughly decomposed only, comes in contact with the roots. Fresh manure may be spread upon the surface late in the fall or early in the winter among the plants as a mulch, and the decomposed part dug in among the plants early the following spring, being careful to not mutilate the roots.

Insects and diseases of the rose.—These are not so numerous but that they may easily be kept in check but of course they must have constant attention during the growing season, and when any of the enemies make their first appearance use vigorous measures against them.

One of the most troublesome is the Green Fly or Aphis, now pretty well known to all who grow roses. These appear on the foliage and suck the juices of the plant, working on the tender shoots, and will in time, if unchecked, destroy the vitality of the plant. Tobacco smoke, or when this cannot be applied, a liquid made from the leaves or stems of tobacco with or without quassia chips will be found effectual, and for lack of a syringe, may be applied cold with a common whisk broom, sprinkling all the shoots that are infested and this is best put on in the evening. Mildew, caused by sudden atmospheric changes and long continued damp and cloudy weather, may be kept in check by the use of sulphur. The foliage may first be sprinkled with

water and then the sulphur applied, or it be put on early in the morning while the dew is yet on the bushes. The Rose Hopper or Thrips, a small yellowish white insect with transparent wings, is often a troublesome pest, feeding on the under side of the foliage causing it to assume a sickly yellowish appearance. These jump from one place to another and are not so easily destroyed, still they may be entirely eradicated with powdered white hellebore, first sprinkling the foliage with water to cause it to stick. The application of powdered white hellebore, to be found at any drug store, will be found a perfect remedy against the Rose Slug, Leaf Roller or Caterpillar, but the latter may be kept off by crushing between the finger and thumb whenever and as soon as seen. All these remedies against insect pests should be applied early, as soon as perceived, not wait till they increase so formidably and over run the entire garden.

When to Water.—If the ground is dry when planted in the spring, water thoroughly so as to soak the earth down below the roots, and if hot or windy, it may be well to shade for a few days. After this, much water is not required unless the weather is unusually dry. Your roses will not thrive if kept too wet, and planting should never be done when the the soil is muddy or soggy.

Hybrid Perpetuals, or Hybrid Remontants.

These we regard as the most beautiful and valuable of all hardy roses. They are admirably suited to garden culture, for beds and borders, and for rose hedges. They luxuriate in a deep rich soil and, while regarded as hardy, are benefitted by a mulching of leaves or strawy manure placed around their roots on the approach of winter. In pruning cut back all the weakly shoots and shorten the strong canes to a convenient length. They flower freely in June and at intervals during the summer and fall.

Roses in June.

(From *Success With Flowers.*)

But June is chiefly known by all, and sung by the poets, for its roses. The rose, the admitted queen of all flowers, the embodiment of form and fragrance, the symbol of love and beauty, is there a garden that does not contain one, or is there a gardener who is satisfied with only one kind? The Prairie Roses and the yellow Scotch lead the procession, followed rapidly by the long list of Hybrid Perpetuals, Hybrid Teas, Mosses and Summer bloomers. Can one describe in cold words the majesty and magnificence of some of the hardy Hybrids? The deep rich colorings of the Alfred Colomb, the open beauty of the Magna Charta, the lovely tints of the Mad. Gabriel Luizet and La France, or the prodigal luxuriance of Mad. Plantier, Coquette des Alps, and other cluster Roses, or the sweet opening buds of the Mosses and that favorite of all gardens, the blood-red Gen. Jacqueminot, all appeal to our senses and defy description with mere words. It is the Roses with fragrance after all that are preferred. The Jules Margottin, Mons. E. Y. Teas, Marie Baumann, Mrs. John Laing, Alfred Colomb or La France will always hold their own against such magnificent beauties as Mabel Morrison, Baroness Rothschild and others whose loveliness and regal queenliness are not surpassed, but whose perfume is faint.

For personal decoration and for constant and general use the Hybrid Teas and Ever-bloomers can be most relied upon, and they are a necessity for every garden.

The Raising of fine Roses is not such a difficult task as many are disposed to think, and no flower repays more generously the attention given to it. A good garden bed, well drained and enriched by yearly additions of rotted manure or some suitable fertilizer, is of course necessary, but the same may be said of any plant. A bed of Tea Roses requires no more care or attention than a bed of Asters, or Hardy Phlox, or Dahlias, and give blooms of the sweetest fragrance and the loveliest color the eye can rest upon. Does one expect everything for nothing? Does not such rewards as these handsome blossoms amply repay the trouble of weeding, fertilizing and keeping up a thrifty growth? Nor is it necessary to wait all summer as in the case of the Chrysanthemums for the blossoms to appear. The buds form at once as soon as the plant has started into growth, and the flowers continue to come all summer. Is it a wonder that such a bed is a constant pleasure and delight? It is not for a single season either. With proper protection they will last from year to year even at the extreme north.

If in doubt as to what kinds to select, and what to plant, it is best to leave the selection to more experienced hands and profit by their experience, and get the benefit of their knowledge. As to colors, there is a wide range from which to choose—from the purest white to the deepest scarlet, from the richest yellow to the loveliest salmon and pink. There should be enough of each shade to form a mass of color, and there should be also a variety of color. Enhance the beauty of one by the contrast of color in another. With reading and observation will come the desire to try the different kinds either seen or read about, and when obtained their peculiarities will be noticed, the manner of growth observed. Probably some will be rejected as not suitable or not liked and others retained as prime favorites. But in all this much pleasure will be experienced; sweet and beautiful roses will be had for personal use and delight, and gardening in its purest and highest sense will be enjoyed.

A Bed of Roses.

From The Mayflower.

In the kingdom of good taste it is treason to say that any flower is as beautiful as the Queen Rose, and an amateur in planning his garden first of all chooses a spot for his rose bed.

Situation.—It should be a warm sunny spot, sheltered from bleak winds, but not completely shadowed by trees or buildings, for tree roots will impose upon your roses and take away the nourishment of the soil which they need, and the top will keep off sunshine. A building is not much better, but if it screens the bed only from the evening sun, giving the benefit of the whole morning's brightness, and you have no better place, it may do; but set the plants out four or five feet from the building, to say the least. A light fence is the best wind break for a rose bed. The roses will cling to it and make it beautiful, while it has no roots to starve them, and not enough substance to shade them unduly. Next best to this is a hedge. In the South where bleak winds are not troublesome but hot suns are, these slight screens shield a rose bed somewhat from parching heat.

Soil.—Roses grow well in any ordinary garden soil that is rich and well drained. They will not grow in a wet spot. If you cannot give them a home that has good natural drainage then drain it artificially by sinking tiles to the depth of four feet. If this is not expedient take out soil for two or three feet in depth and fill in a drain of stones, bricks, etc., anything to give the water a chance to percolate through, leaving the soil for your rose roots sweet and healthy. After the drain is thrown in put back the soil, noting its character.

A rather heavy soil is better for roses than a light one, but it should not be pure clay. Spade it up well to lessen its stiffness, work in a little sand to make it porous, and give a heavy dressing of well decayed fertilizer to make it rich, for roses must be well fed. Pulverize the soil finely and mix well by raking.

Planting.—The best time for planting Hardy Roses is in autumn for Teas, the early spring months are best in Northern localities. At the South, autumn is the best time for planting all kinds, for all kinds are hardy there. The heavy autumn rains coming on after planting settle the roots well in the soil, while there is yet heat enough to make them grow so as to be well established by spring, while this heat is not sufficient to dry or wither the tops. All roses should be planted while dormant.

Roses on their own roots should be planted just as they stood in the nursery. There is usually a dark earth line to go by—set even with this. Budded or grafted roses must be set so that the junction of stock and graft is two inches below the surface of the soil. Right here let me advise the amateur not to buy such roses. A skilled professional may manage them very well, but they are usually tender, capricious sorts, weak in growth, and by and by the vigorous root-nurse gets tired of playing with its vaulting, and sends up shoots of its own, which means death to your choice weakling. There are so many lovely roses that grow readily on their own roots, we have no need for these. Keep the roots of your roses in water till you are ready to plant them, then dig a hole the required depth, set in the plant, spread out the roots naturally, fill in with fine soil, and press it down firmly with hand or foot, water well and shade for a day or two if the weather is warm and sunny. The distance apart for your roses must be decided by their habit of growth. Strong growers will need a distance of three feet, weaker ones only one or two.

Pruning.—When you set your roses notice the proportion which the root bears to the top, and if there are any bruised or broken roots begin by pruning them away. Large roses need heavy pruning both root and top; the top that the sap may not have too many buds to feed, and the large thick roots, that they may be made to send out fibrous feeding roots. A rose that has a heavy top and not much root must have the top pruned down to only a few buds which the roots can feed sufficiently. Make the cut as near horizontal as is possible, and if the stem bleeds cover with wax.

General rose pruning should be done late in autumn while the plants are dormant. Prune for shapeliness of plant and promotion of bloom buds, instead of slashing recklessly. The old rule and the best one is, “for weak growing delicate plants severe pruning; for vigorous, strong ones, shorten the branches only a little, but thin them out well.” To make Hybrid Perpetuals bloom twice in summer, give them a second pruning after their first bloom has fallen in June.

Insects, Mulches, etc.—Try showering repeatedly with cold water for insects first. The roses love it, you notice how they grow in a rainy season. If this does not dislodge the insects shower with tobacco water once or twice a week. None of the insect tribe can stand this. For mildew, sprinkle lightly with flour of sulphur.

Mulch your rose bed heavily with manure in the autumn, and for winter protection cover with evergreen boughs. I prefer to stack these about tall roses rather than bend them down. Small ones they can be laid over. In hot summer weather give a light mulch of strawy manure to keep the soil from drying out too rapidly. The rains will wash its nutriment down to the roots. Stir the soil frequently about the roots of your roses and do not plant annuals among them. They must have all the nourishment for themselves if you want them to do their best. Do not let them blossom too much the first year. Let them gather strength into root and stem for next summer when they will make a grander display of beauty.

Insect Enemies of the Rose.

The rose slug is the young or larva of a four-winged saw-fly. It eats the pulp of the leaves, giving the foliage a scorched appearance. The eggs hatch in about a fortnight. They become full-grown in three weeks; they have a small, round, yellowish head, and a green body which is soft and nearly transparent. Leaving the bushes, they burrow into the soil an inch or two and make oval cocoons of silk mixed with particles of earth. They remain in these until the following season when they emerge as flies.

Remedies.—Spray with hellebore or insect powder.

The rose-leaf hopper is a small whitish insect found on the lower surface of rose leaves, sucking out the cell contents and giving the upper surface a white-spotted appearance. The adult is a little more than one-tenth of an inch long, with a yellowish-white body, and white, semi-transparent wing covers. It has long hind legs, by means of which it is enabled to make tremendous leaps when disturbed.

Remedies.—These little pests are much easier to destroy before they are fully developed than afterwards. Spraying or dusting with pyrethum, or tobacco, in the form either of a powder or a decoction, is also good, and kerosene emulsion will destroy the pests.*—From *Spraying Crops*, published by The Rural Publishing Company.

ANNIE DE DIESBACH.

(HYBRID REMONTANT.)

Introduced in 1858 it is one of the very best of this color, a beautiful shade of carmine. It is a seedling raised from *LaReine* and is very fragrant and hardy. A valuable garden variety and should be extensively planted. It does equally as well when grown in the house and forced into early blooming, it gives an abundance of the choicest flowers.





AMERICAN BEAUTY.

(HYBRID REMONTANT.)

This is an American production introduced in 1885 and is a valuable and desirable variety, and does well when grown in the house or planted out on the rose border or bed. Its flowers are very fragrant and is therefore valuable for cutting either in winter or summer.





CAPRICE.

(HYBRID REMONTANT.)

An American production raised by Jas. Vick in 1889 from seed of *Arch duchess d' Autriche*. This is very distinct in its flowers which are produced in the greatest profusion. Caprice is the only hardy rose that has any variegation in its flowers. This is distinctly striped, and is very showy and beautiful. It deserves to be largely grown.



CHARLES LEFEBVRE.

(HYBRID REMONTANT.)


What a charming rose is this! large size, hardly any thorns; surely this is the ideal rose. Introduced in 1861 and supposed to be a cross between *Gen. Jacqueminot* and *Victor Verdier*. Few roses are so brilliant as this. It succeeds generally and is greatly admired everywhere.



COUNTESSE DE SERENYE.

(HYBRID REMONTANT.)

Introduced in 1874: This requires, and merits a little extra care. It does not always open well in wet weather but is charming in the fall when others have done blooming. It should have a good open sunny exposure. And then it is generally satisfactory. Valuable for prolonging the blossoming season and should therefore be universally planted.



GEN. JACQUEMINOT.

(HYBRID REMONTANT.)

In 1853 France gave us General Jacqueminot, leader of the hybrid perpetuals, the grand, dark, crimson rose, so sturdy in growth, rich in bloom and powerful in odor. The great half-blown, dusky crimson buds have slept on the bosom of every belle since that day, and they have been sold by the hundred for as many dollars to New York dealers, and were retailed, no doubt, for twice that sum. A few days before one Christmas the only Jacqueminot buds to be found in that city were sold to a customer for \$15 each, or eight times their weight in gold.—*American Review*. Hundreds of thousands of feet of glass are devoted to the culture of this one rose for the purpose of forcing it out of season. It is known the world over and succeeds everywhere.





LOUIS VAN HOUTTI.

(HYBRID REMONTANT.)

This has large handsome foliage with very few thorns and is a grand good rose, highly perfumed and a very abundant bloomer. Said to be the finest rose in this shade of color. This is about the darkest colored rose there is. It is highly perfumed, and valuable for cutting for vases, etc.





MARSHALL P. WILDER.

(HYBRID REMONTANT.)

An American variety raised from seed in 1881. A writer in *Vick's Magazine* in December, 1883, said that if he could only have one rose he wanted that one to be Marshall P. Wilder. It is of vigorous growth with clean healthy foliage, large, handsomely formed flowers, and continues to flower long after others of this class are out of bloom.

MRS. JOHN LAING.

(HYBRID REMONTANT.)

Raised by Bennett of England in 1887, and there awarded the gold medal for the finest light colored rose. . It is very prolific in its fragrant flowers, a vigorous grower, very hardy and free from mildew. One rose grower says it gave him a full crop of flowers every three weeks through the season. Another says the most beautiful rose of recent introduction.



Stecher Lith Co. New York

Copyright 1891

8



MABEL MORRISON.

(HYBRID REMONTANT.)

White roses are always beautiful and desirable, their color makes such a pleasing contrast with their green foliage. This is one of the best.



PAUL NEYRON.

(HYBRID REMONTANT.)

Introduced in 1869 and is supposed to be a cross between Anne de Diesbach and Victor Verdier, two good varieties. It is a vigorous grower with clean, healthy and enduring foliage. The growth is inclined to be upright and flowers somewhat fragrant and plentiful; the flowers are very large. It is a very desirable sort for a rose bed or the border.



Studio Libby, NY

TEA ROSES.

These are celebrated for their delicious fragrance, fine form, and the rich charming tints in their flowers. If kept growing they are everblooming. They should, therefore, have a rich soil, and be kept constantly growing for they bloom as they grow. In locations where they do not freeze, and continue to grow year after year, they form large bushes with luxuriant foliage and large flowers. Nearly all require winter protection in the Middle and Northern States which is easily provided for by a covering of leaves and strawy manure and over these evergreen branches.

CATHERINE MERMET.

(TEA ROSE.)

This is one of the strongest growers and free blooming of all the Teas. It is admirably adapted to planting out in beds, or masses, and is equally valuable as a pot variety, to bloom through the winter months, in the house. The colors are very delicate and rich and the perfume or fragrance very fine. This has the same silvery lustre seen in the *La France*, but in few others. The buds of this variety are faultless in form and much sought after.



Steedman Co. Inc. N.Y.

Copyright 1912

PERLE DES JARDINS.

(TEA ROSE.)

Introduced in 1874 and still one of the best of this class and color. This magnificent rose still retains the foremost position as one of the finest tea roses of this color. The color varies from canary to golden yellow, flowers are large and beautifully formed on stiff stems, handsome in every stage and development from the smallest bud to the largest flower. The color, whether light or deep, always has a peculiar softness, not observed in any other yellow rose; does well in the house and in the open air. This is justly called the Pearl of the garden and it is said that the majority of cut flower buyers who order "Marechal Niel" buds on account of their popular name, the year round, do not know their orders are filled with "Perles" and quite to their satisfaction, too. Though the two varieties differ, this does not suffer by comparison.



19

Copyright of 1892

Steuber Cut & Rob. N.Y.

LA FRANCE.

(HYBRID TEA ROSE.)

Correctly speaking this is a hybrid tea with a strong and vigorous constitution, and is the sweetest of all roses. The color is silvery rose, changing to pink. If grown out of doors it needs high culture and a bright sunny exposure, always in bloom, and whether in bud or with its fully expanded flowers it is a beautiful rose. This is an invaluable sort.


MARECHAL NIEL.

(NOISETTE ROSE.)

Introduced in 1864. This is a delightfully fragrant rose, flowers deep yellow, very large, full, properly speaking it is a Noisette and gives the greatest satisfaction when planted where its long shoots can have support. Gives the best results when planted out in the greenhouse border with plenty of room to develop. As grown in the Southern States it makes a large wide spreading bush and produces the greatest abundance of large handsome golden yellow flowers.

It is written that after General Niel's heroism in Italy, while returning to France he was one day given a basket of roses by a peasant on the roadside. In it was a bud which attracted his attention. Niel kept the shoot and gave it to a noted florist who obtained from it four roses. These were carried to the then Empress Eugenie, who remarked with vivacity, "I will christen the rose for you, the 'Marechal Niel,' " and this is said to be the origin of this famous rose.





BLANCHE MOREAU.

(Moss.)

This is known as a perpetual moss, and has all the characteristics of the other mosses except that it blooms in the autumn, and is therefore valuable in prolonging the flowering season. The chief beauty of all moss roses are in the buds and, while these varieties which bloom in the autumn do not give as many buds as those which bloom only in the summer months, they still are very valuable in producing these flowers. They need high culture and rather close pruning early in the spring.



PRINCESS ADELAIDE.

(MOSS ROSE.)

Moss roses are distinguished from all others by the moss-like substance which surrounds the flowers, and a peculiar scent which is not easy to describe on paper. Nearly every one wants two or three of these in a collection for the flowers are much sought after while in bud for boquets. Princess Adelaide is one of the best in this color and is beautiful either in bud or fully expanded flower. Prune rather closely and remove all weakly shoots and give high culture.



Wendell Lutz Co. New York

WHITE MOSS.

(WHITE BATH.)

Moss Roses are a favorite with everyone, on account of their beautiful buds, which for bouquets and cut flowers are invaluable. As a class, they are rather more subject to mildew than some others, and therefore, need high culture and rather close pruning. Nothing so soon responds to this generous treatment which may be seen in the increased number and size of the flowers. All are hardy, but in exposed sections are benefited by protection in winter.



Stanhope Co. York, N.Y.

CLOTHILDE SOUPERT.

(POLYANTHA ROSE.)

This belongs to a comparatively new group, from Japan, which now contains many very valuable varieties. They are everblooming, of rather slender growth and dwarf habit, producing an abundance of small beautiful flowers in clusters. As an edging for a bed of roses they produce a very marked effect. Clothilde Soupert has very double beautifully imbricated flowers, like an astor, produced in clusters, and always in bloom. Either buds or fully expanded flowers are always to be had.



POLYANTHA ROSE —CLOTILDE SOUPERT.

A new class of Roses of dwarf habit, with small, very double, beautifully formed flowers :
excellent for out door planting and pot culture.



QUEEN OF PRAIRIES.

(CLIMBING ROSE.)

This, with several other varieties, is indigenous to this country, being found in many of the Western States. It is a true climber and may be used to cover any unsightly object as well as walls, trellises, buildings, etc. This grows very rapidly making long vigorous shoots and flowers rather late in the season, and lasts for a long time. The flowers are produced in large clusters and make a very handsome appearance. To our mind there is nothing superior to the Prairie roses for porch or veranda decorations.



BALTIMORE BELLE.

(CLIMBING PRAIRIE ROSE.)

This is not quite so hardy as its near relative, the Queen, though sufficiently so to withstand all ordinary winters and is really a very desirable variety. Grown alone or with the Queen of Prairies it produces, with its immense clusters of flowers, a pleasing effect. The flowers are white, with a tinge of pink in the centre. Supports or trellises should be provided for these and in pruning do it very sparingly removing only a few of the shoots. When the flowering season is over it is well to remove the old flower stems as they produce an unsightly effect. This and Queen of Prairies are and should be extensively planted everywhere.



BALTIMORE BELLE.

White with blush center, very full and double; one of the finest climbing roses; a rapid grower, with hardy and luxuriant foliage, and immense clusters of flowers.



PERSIAN YELLOW.

(AUSTRIAN ROSE.)

This is an old and favorite variety, very hardy, and seldom injured by extreme cold. To have this in perfection it needs peculiar culture, and every place, no matter how small, should have more than one plant of this variety. In pruning only remove the weakly shoots and shorten the others very little, for the flowers are produced from the terminal shoots of the previous year's growth. The foliage is small and faintly scented like the sweet brier. The flowers are bright yellow, rather small, nearly full, and round.





PERSIAN YELLOW.

The best hardy yellow rose in cultivation ; has an abundance of yellow bloom. Very showy early in the season.

HK227-78

THE
LIBRARY
OF THE
PRESIDENT
OF THE
UNITED STATES
OF AMERICA





JUN 73

N MANCHESTER,
INDIANA

LIBRARY OF CONGRESS



00009102309